

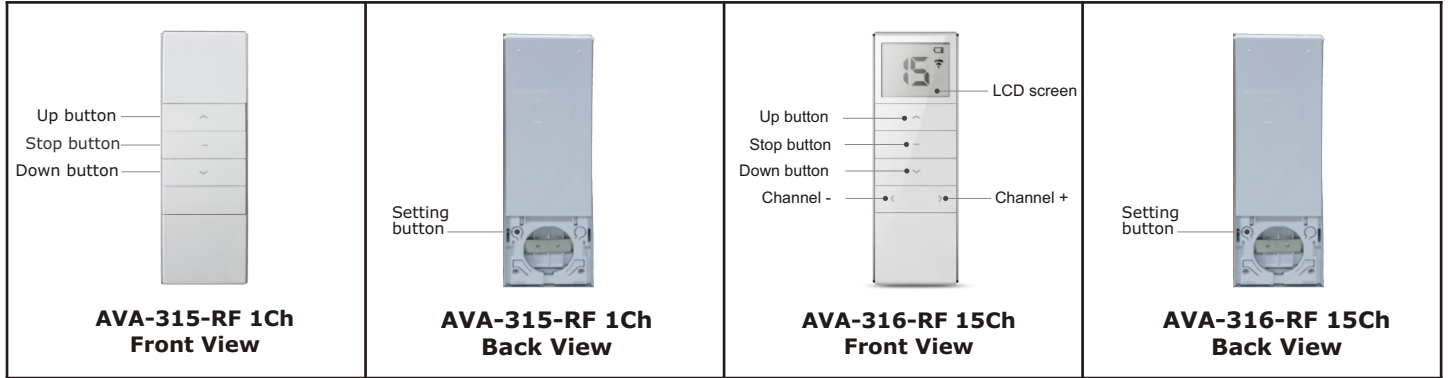
# Installation Guide (For AVA-315-RF / AVA-316-RF)

V: 1.1

AVA



All controls support 230V/50Hz & 120V/60Hz



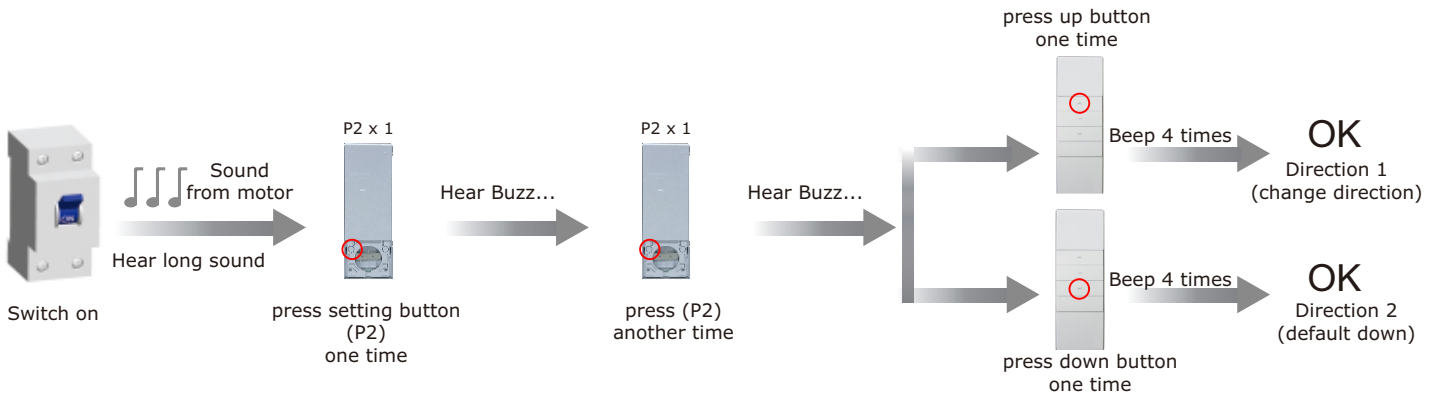
Description	AVA-315-RF / AVA-316-RF
Input Voltage	3V (CR2450)
Emission Frequency	433MHz
Emission Power	10milliwatt
Work Temperature	-10°C - 50°C
Emission Distance	Open 200m, two walls 35m

**Notice:** transmitter Do not exposed to moisture and strike, so as not to affect life. When you use transmitter, if found emission distance obviously short or less sensitive, please change another same new battery. Please have batteries for recycling.

## A

### Programming AVA-315 1-Channel Radio-Frequency Remote

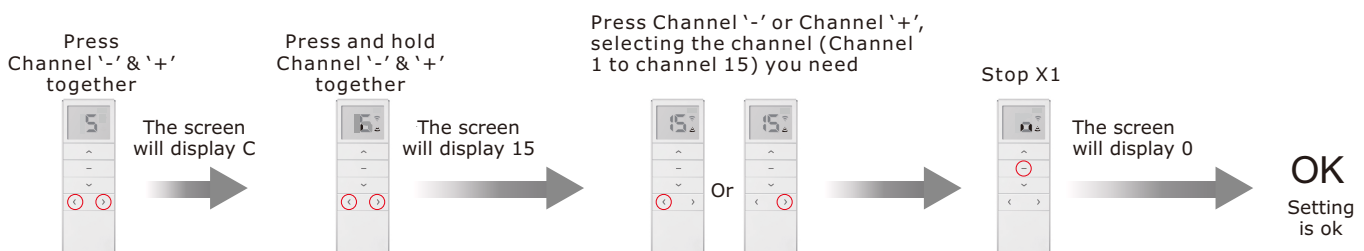
**!** Delete all the datas of the motor and the new emitter has been programmed.



## A

### Programming AVA-316 15-Channel Radio-Frequency Remote

**!** In the setting state, press the up or down button you can quit quickly, if you want to change the valid channels, reset it.



End